




REGISTERING FOR REPVISITS

Through Naviance, students can register themselves for college visits set up through Naviance. To access the calendar of colleges visiting your school follow the steps below.

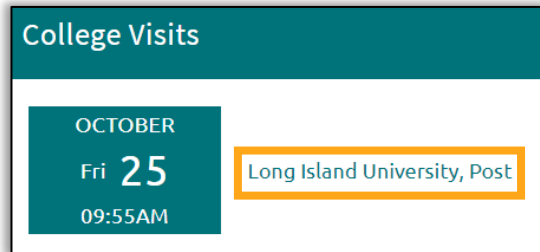
TO REGISTER FOR COLLEGE VISITS

1) From the Naviance homepage, click **Colleges**.



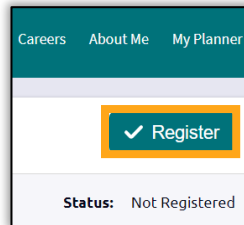
2) Click **Home**.

3) Scroll down to the **College Visits** section.



4) Click on the **name** of the school you want to register for.

5) Click **Register**.



TO ATTEND THE COLLEGE VISIT

1) Follow the above steps and open a college visit that you have registered for

2) Click on the link to login to the college visit—*links are made available 15 minutes before the session*

